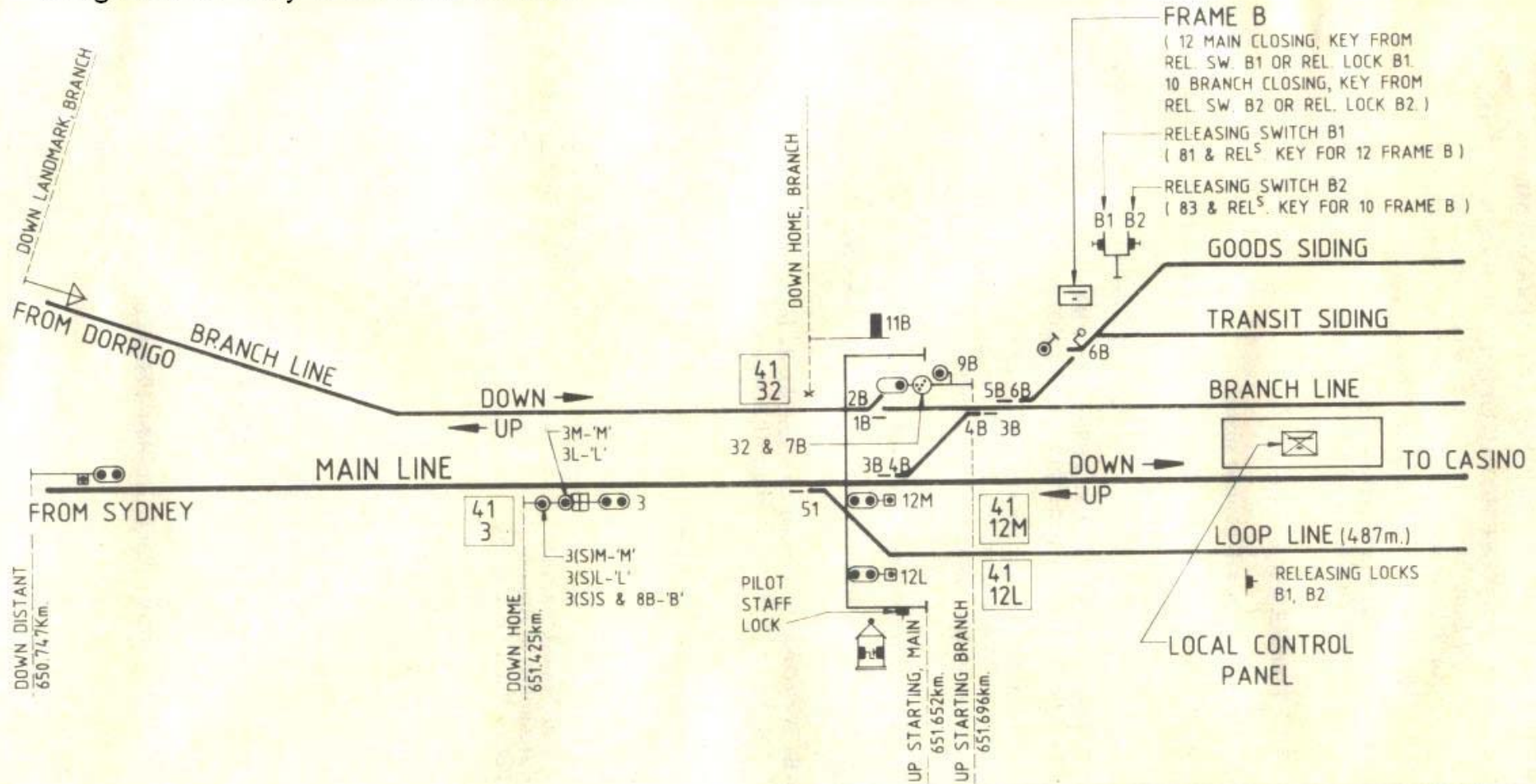


Diagram courtesy of Graham Eames



FRAME B
 (12 MAIN CLOSING, KEY FROM REL. SW. B1 OR REL. LOCK B1.
 10 BRANCH CLOSING, KEY FROM REL. SW. B2 OR REL. LOCK B2.)
 RELEASING SWITCH B1
 (B1 & REL^S KEY FOR 12 FRAME B)
 RELEASING SWITCH B2
 (B2 & REL^S KEY FOR 10 FRAME B)

GOODS SIDING

TRANSIT SIDING

BRANCH LINE

TO CASINO



LOOP LINE (4.87m.)

RELEASING LOCKS B1, B2

LOCAL CONTROL PANEL

STATE RAIL AUTHORITY OF N.S.W.

GLENREAGH FRAME B ALTERATIONS

NOTE:
 N^o. 51 POINTS ARE POWER OPERATED
 TELEPHONE CABIN WITH EMERGENCY SWITCH
 MACHINE LOCK & CALL LIGHT

W.N. 39-1987

Office of the Chief Signals & Communications Engineer, Sydney.

9/87
 CB