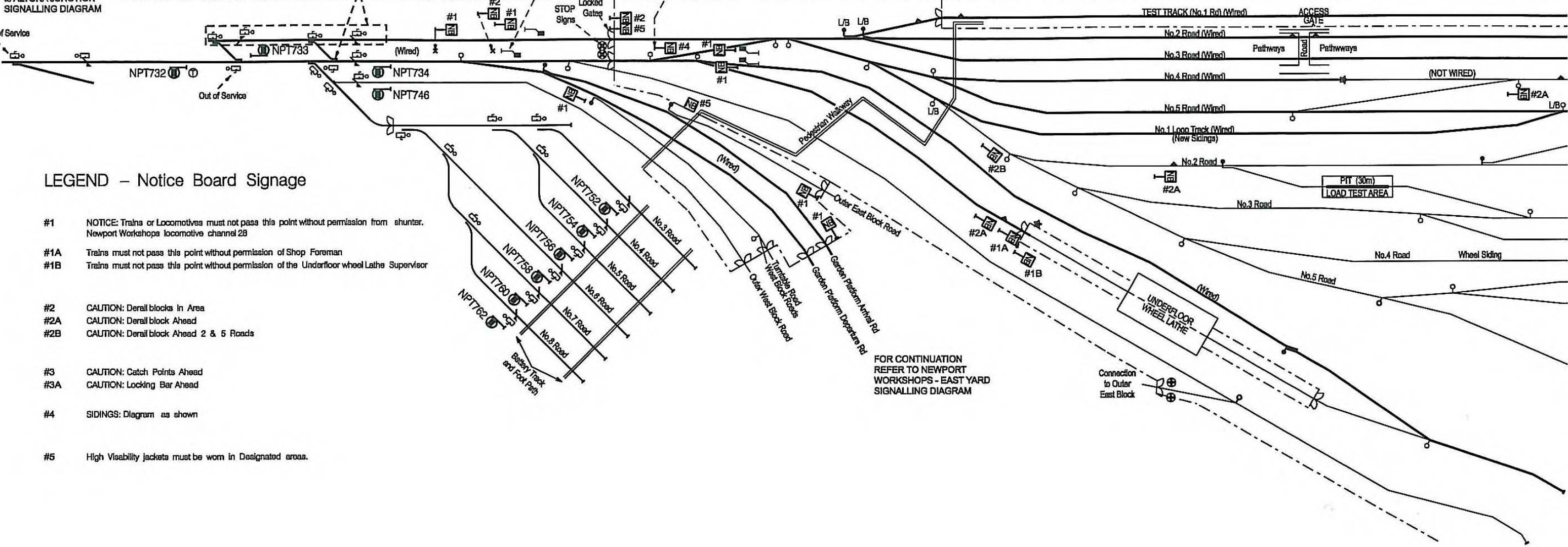


FOR CONTINUATION
REFER TO NEWPORT
WORKSHOPS - SOUTH YARD
SIGNALLING DIAGRAM

FOR CONTINUATION
REFER TO NEWPORT
to ALTONA JUNCTION
SIGNALLING DIAGRAM



LEGEND - Notice Board Signage

- #1 NOTICE: Trains or Locomotives must not pass this point without permission from shunter. Newport Workshops locomotive channel 28
- #1A Trains must not pass this point without permission of Shop Foreman
- #1B Trains must not pass this point without permission of the Underfloor wheel Lathe Supervisor

- #2 CAUTION: Derail blocks in Area
- #2A CAUTION: Derail block Ahead
- #2B CAUTION: Derail block Ahead 2 & 5 Roads

- #3 CAUTION: Catch Points Ahead
- #3A CAUTION: Locking Bar Ahead

- #4 SIDINGS: Diagram as shown

- #5 High Visibility jackets must be worn in Designated areas.

FOR CONTINUATION
REFER TO NEWPORT
WORKSHOPS - EAST YARD
SIGNALLING DIAGRAM

Note: All dimensions in metres

Siding dimensions indicate standing room clear of crossing and adjacent tracks

Note: Trackwork shown solid line is electrified
Trackwork shown thin line is not electrified

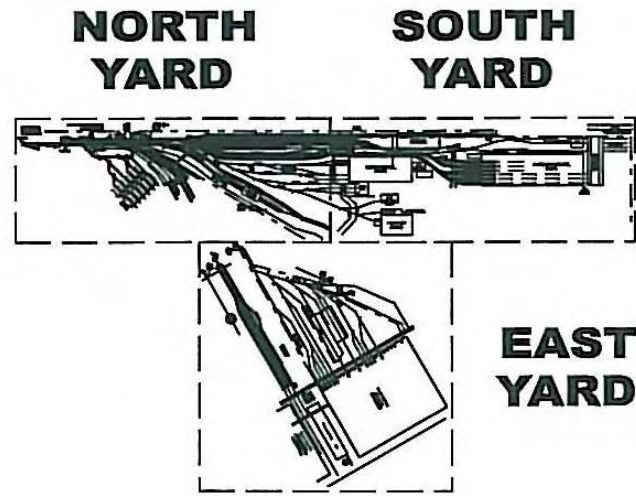

Catch Points shown

Hand Operated Points shown

Hand Operated Points shown (CCW)
(Cushion Counter Weight)

Notice Board shown

Push Button Panel at drivers height



**NEWPORT WORKSHOPS
NORTH YARD
SIGNALLING DIAGRAM No. 89/10**
(Replaces No. 87/10)

Showing Signal and Interlocking Arrangements to come into use on a date to be fixed by Circular which will be issued by the Manager Rail Safety

B. UREN 17/09/2010

B. UREN
Manager Rail Safety
METRO TRAINS MELBOURNE