

**NHILL  
SIGNALLING DIAGRAM No.26/09**

Showing Signal and Interlocking Arrangements to come into use on a date to be fixed by Circular which will be issued by the Manager Rail Safety













ARTC  
AUSTRALIAN RAIL TRACK CORPORATION LTD



V/Line  
V/LINE REGIONAL NETWORK AND ACCESS

*G. Harrison* 8/10/09  
Graham Harrison  
Operations Support Manager  
ARTC

Anthony Henwood  
Manager Incidents and Safeworking  
V/Line

- NOTE:**  
All dimensions in metres.  
Siding dimensions indicate standing room clear of crossing and adjacent tracks  
HXP Sign shown thus.   
Catch shown thus.   
Notice Board shown thus.   
Lever shown thus.   
Derail shown thus.   
Derail and Crowder shown thus.   
5P Key Switch shown thus.   
Key Switch Hut shown thus.   
Switch Lock shown thus.   
High Speed Points shown thus. 

Continued on Tarranginnie